

NATIONAL STATISTICS OFFICE OF GEORGIA

INDICATORS OF LIVING CONDITIONS

HOUSEHOLD INCOMES AND EXPENDITURES 2025



25.05.2026

INDICATORS OF LIVING CONDITIONS (HOUSEHOLD INCOMES AND EXPENDITURES) 2025

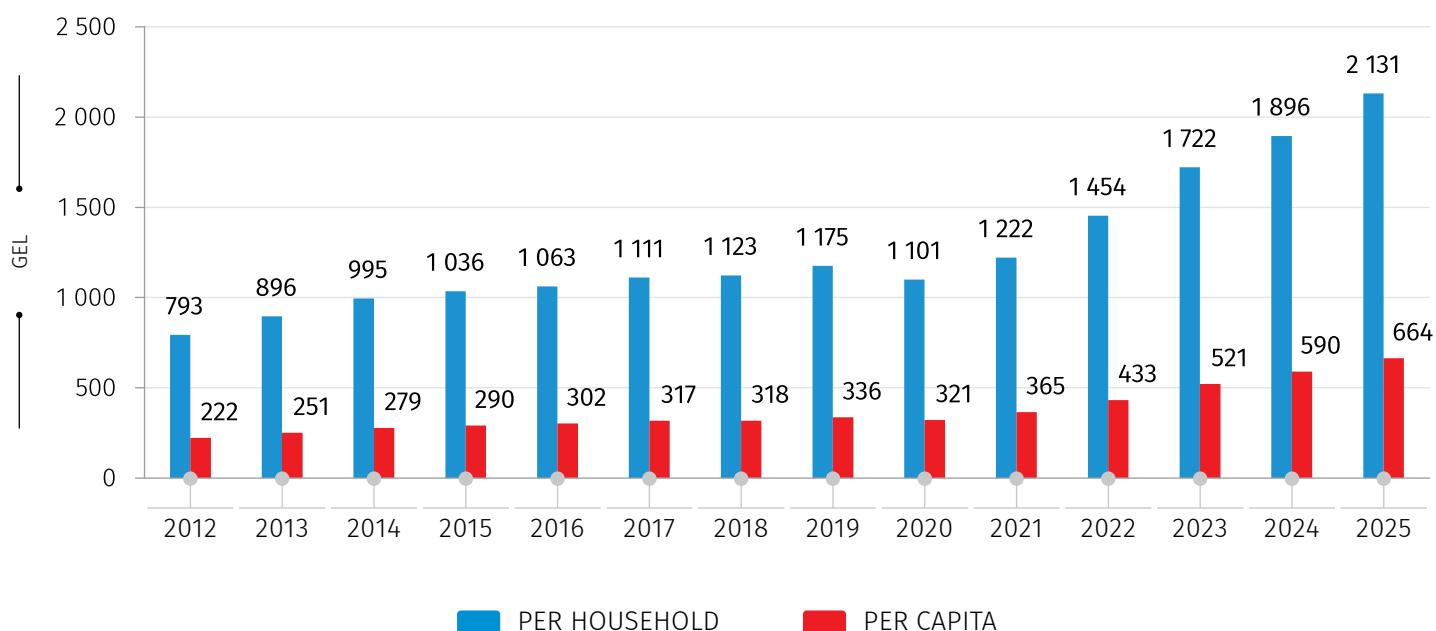
INCOMES

In 2025, the average monthly income (cash and non-cash income) per household in Georgia increased by 12.4 percent compared to the previous year, reaching 2 131 GEL. The average monthly income per capita increased by 12.5 percent, amounting to 664 GEL.

The chart below presents average monthly cash and non-cash income per household and per capita for 2012-2025 years.

CHART №1

AVERAGE MONTHLY CASH AND NON-CASH INCOME PER HOUSEHOLD AND PER CAPITA (GEL)



NATIONAL STATISTICS OFFICE OF GEORGIA

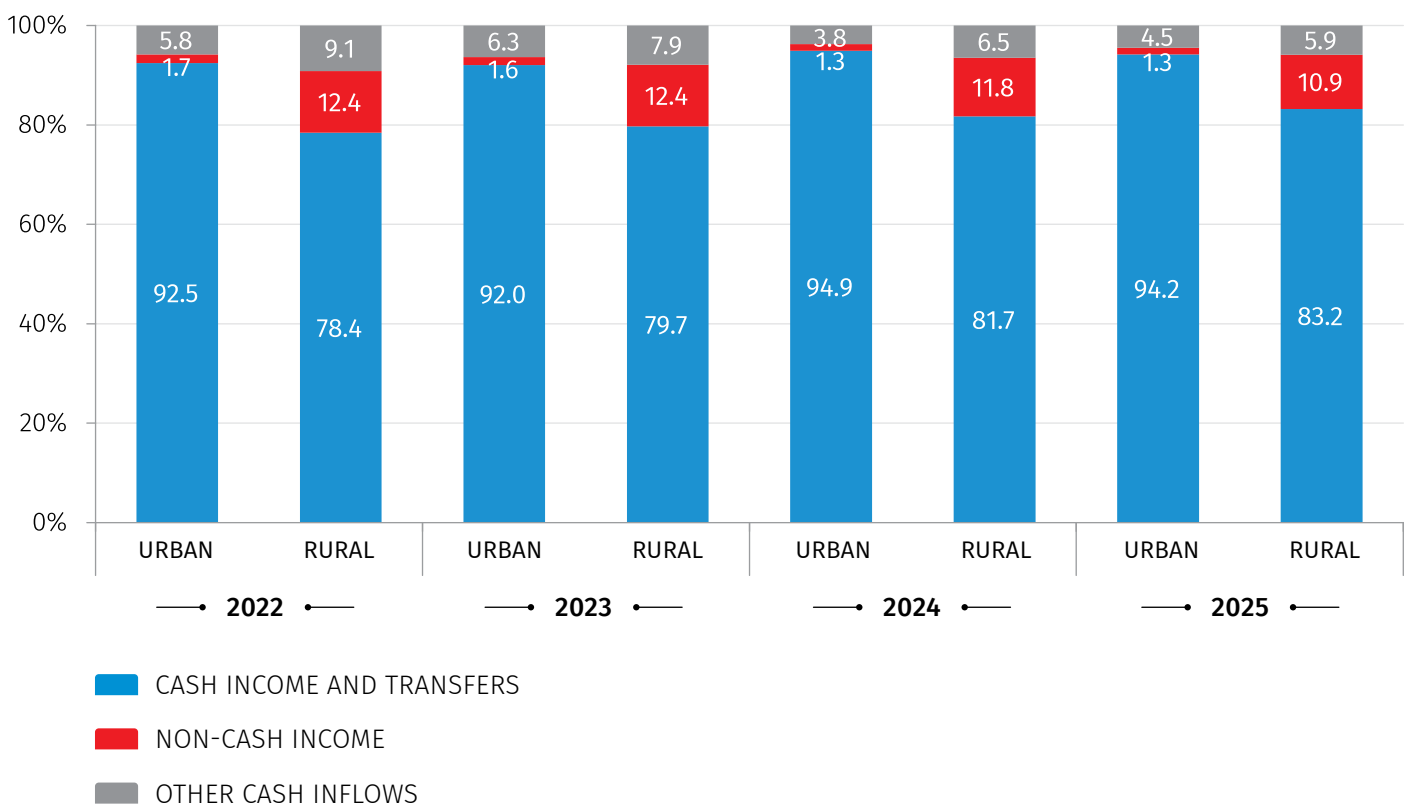
25.05.2026

The main source of household income is cash incomes and transfers. In 2025, this share increased by 0.1 percentage points compared to the previous year, amounting to 90.5 percent. The figure was 94.2 percent in urban areas and 83.2 percent in rural areas.

The chart below presents distribution of cash and non-cash income of households by main sources and settlement type for 2022-2025 years.

CHART №2

DISTRIBUTION OF CASH AND NON-CASH INCOME
(%)



The average monthly income per household in urban areas increased by 12.9 percent, amounting to 2 233 GEL, while in rural areas it increased by 11.3 percent, equaling 1 954 GEL.

In the structure of cash incomes and transfers, the largest share is held by wages and salaries, which increased by 1.7 percentage points compared to the previous year, reaching 49.3 percent. The share of self-employment income increased by 0.7 percentage points, amounting to 13.3 percent. The share of income from pensions, scholarships, and social assistance

NATIONAL STATISTICS OFFICE OF GEORGIA

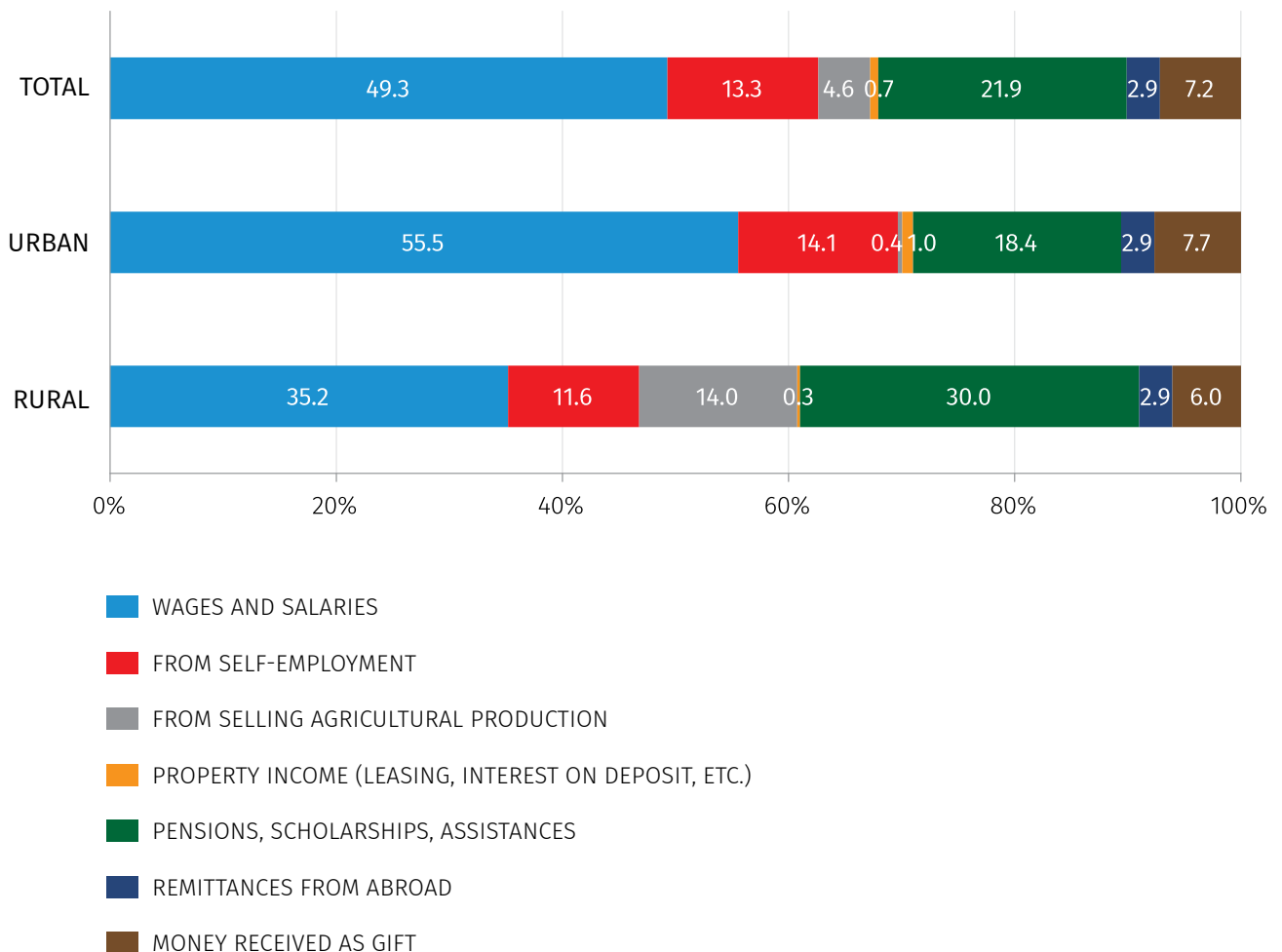
25.05.2026

decreased by 0.3 percentage points, reaching 21.9 percent. The structure of cash incomes and transfers differs between urban and rural settlements.

The chart below presents distribution of cash incomes and transfers by categories and settlement type for 2025 year.

CHART №3

DISTRIBUTION OF CASH INCOMES AND TRANSFERS
(%)



NATIONAL STATISTICS OFFICE OF GEORGIA

25.05.2026

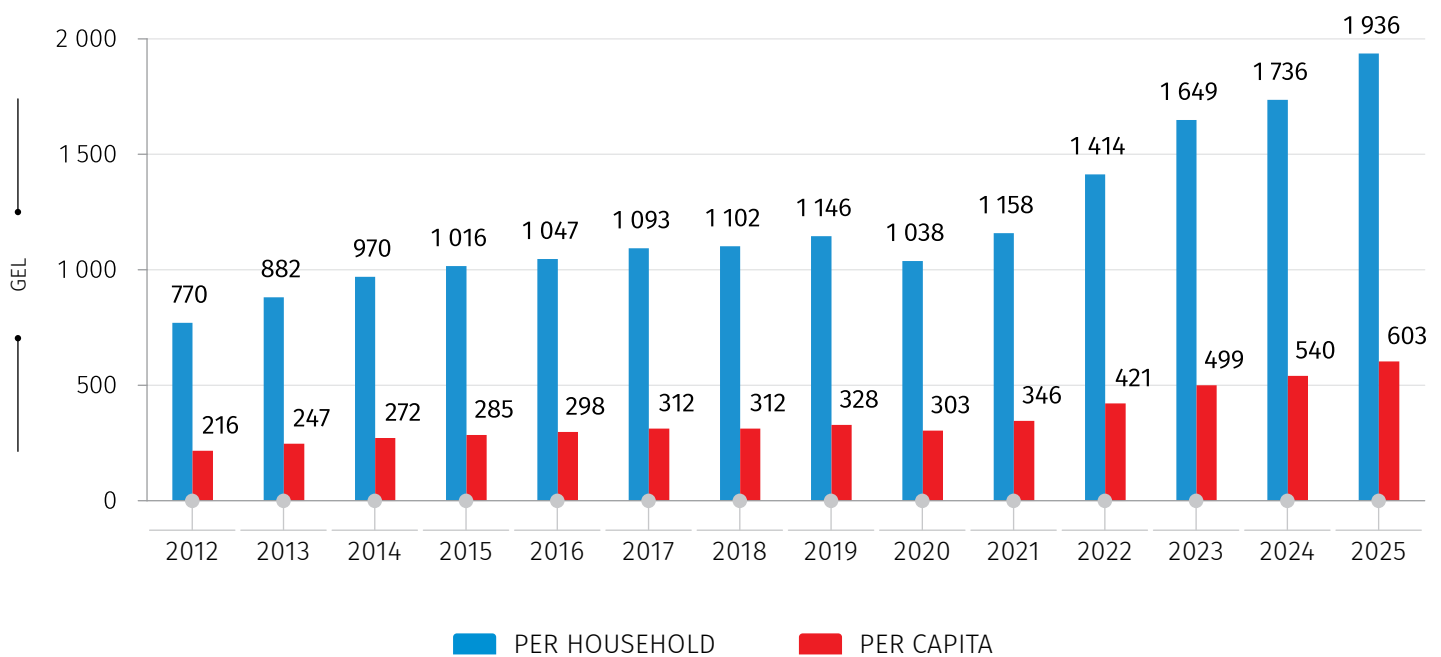
EXPENDITURES

In 2025, the average monthly expenditures in Georgia increased by 11.6 percent compared to the previous year and amounted to 1 936 GEL per household and 603 GEL per capita.

The chart below presents the average monthly expenditures per household and per capita for 2012-2025.

CHART №4

**AVERAGE MONTHLY EXPENDITURES PER HOUSEHOLD AND PER CAPITA
(GEL)**



NATIONAL STATISTICS OFFICE OF GEORGIA

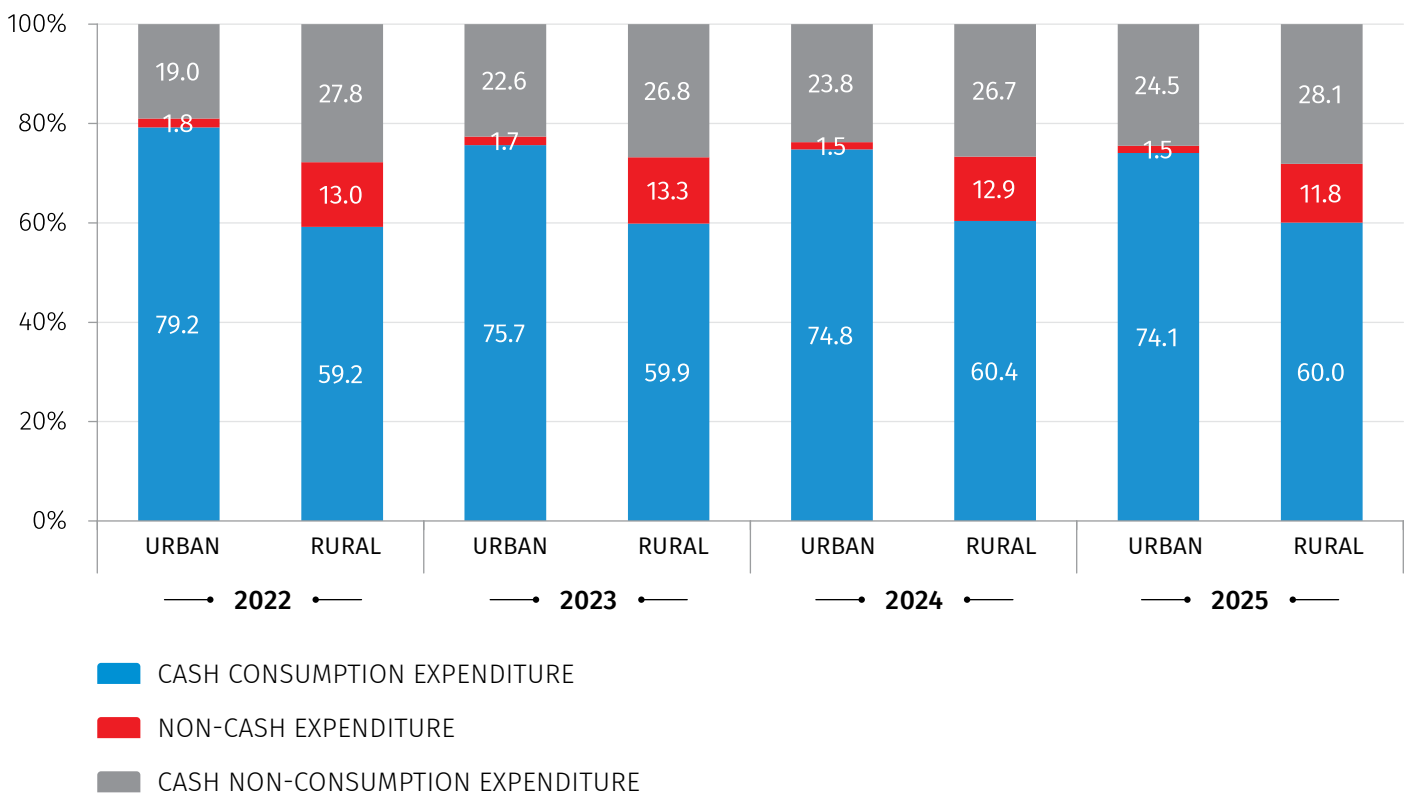
25.05.2026

According to the survey results, in 2025, the share of household cash consumption expenditure in total expenditures decreased by 0.5 percentage points compared to the previous year, amounting to 69.3 percent.

The chart below presents distribution of expenditures of households by main categories and settlement type for 2022-2025 years.

CHART №5

DISTRIBUTION OF EXPENDITURES
(%)



The average monthly expenditures per household in urban areas increased by 11.1 percent and amounted to 2 015 GEL, while in rural areas it increased by 12.2 percent and equaled 1 799 GEL.

In the structure of cash consumption expenditure, expenditure on food, beverages and tobacco was the highest, increasing by 0.6 percentage points compared to the previous year and amounting to 38.7 percent. The structure of cash consumption expenditure differs between urban and rural settlements.

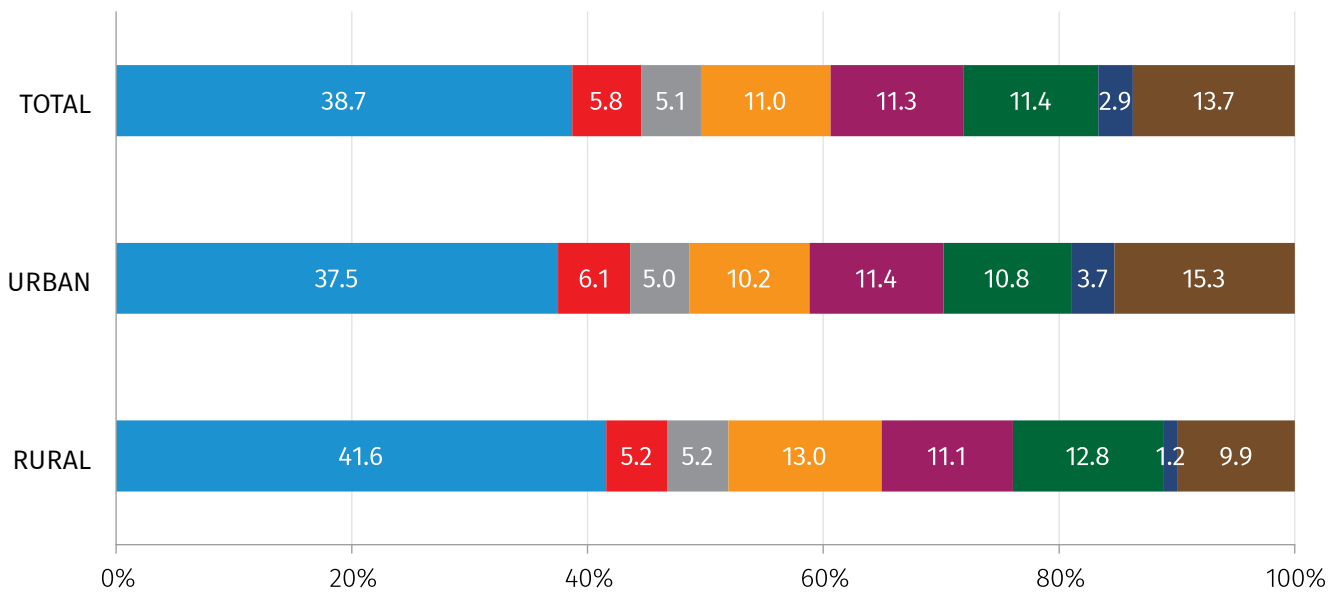
NATIONAL STATISTICS OFFICE OF GEORGIA

25.05.2026

The chart below presents distribution of cash consumption expenditure by categories and settlement type for 2025 year.

CHART №6

DISTRIBUTION OF CASH CONSUMPTION EXPENDITURE (%)



- ON FOOD, BEVERAGES, TOBACCO
- ON CLOTHES AND FOOTWEAR
- ON HOUSEHOLD GOODS
- ON HEALTHCARE
- HOUSING, WATER, ELECTRICITY, GAS AND OTHER FUELS
- ON TRANSPORT
- ON EDUCATION
- OTHER CONSUMPTION EXPENDITURE

CONTACT PERSONS:

Vasil Tsakadze, Tel.: (+995 32) 236 72 10 (600). E-mail: vtsakadze@geostat.ge

Mariam Kavelashvili, Tel.: (+995 32) 236 72 10 (020). E-mail: mkavelashvili@geostat.ge